

# US INDEX BRI

AS OF MARCH 31, 2017



## PORTFOLIO DESCRIPTION

The US Index BRI portfolio invests in shares of a broadly diversified group of US and foreign companies which meet our comprehensive BRI screening criteria. The portfolio is designed to closely match the returns of major US equity market indices.

## BIBLICALLY RESPONSIBLE INVESTING (BRI)

Christian investors naturally want to be good stewards of the wealth the Lord has entrusted to them. For this reason, they are concerned about how their investments line up with their beliefs and convictions. Could they inadvertently be using the Lord's money to support sinful activities through the companies they invest in? For most Christian investors, the answer is, unfortunately, yes.

Since almost all money managers fail to take into account concerns such as abortion, pornography and human rights abuses, most portfolios hold companies involved in such activities. However, the Biblically Responsible Investing (BRI) approach embraced by Stewardship Partners offers Christian investors a means of eliminating such disconcerting issues from their portfolios.

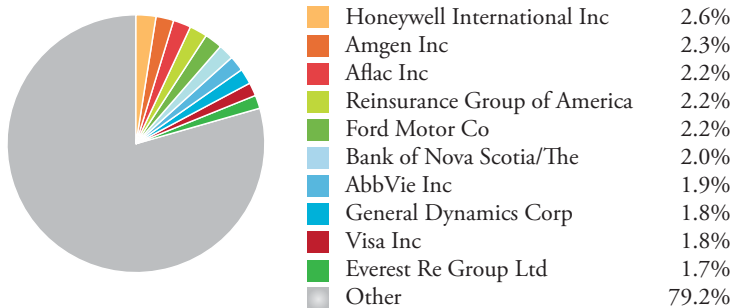
## INVESTMENT APPROACH

Stewardship Partners has developed unique equity index separate account portfolios which offer the advantages of passive equity management while also incorporating our best-in-class BRI screening tailored for investors with a biblical worldview. This exciting new development in the realm of BRI investing will allow many investors previously blocked from utilizing a BRI approach to finally have the opportunity to reflect their deeply-held, biblically-based beliefs in their investments portfolios.

## PORTFOLIO CONSTRUCTION

The US Index BRI portfolio is constructed using a proprietary quantitative process. After defining an initial universe of US-traded stocks, companies with BRI violations are excluded. Using a multifactor risk model, a portfolio of stocks is optimized to minimize active risk relative to the US equity market.

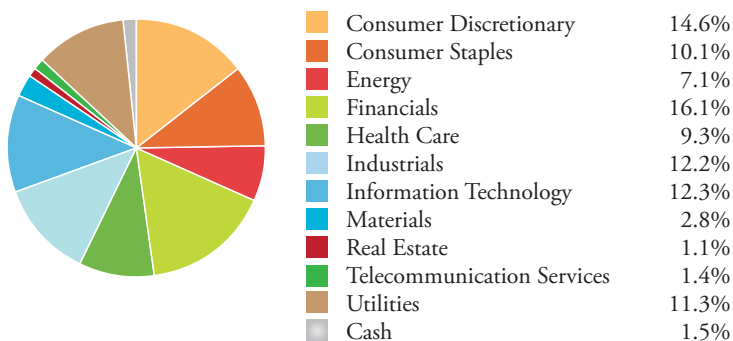
### Top 10 Holdings




### Geographic Allocation



### Sector Allocation



### Market Cap Allocation



## Additional Information

Portfolio Managers	Stephen M. duBarry, CFA
Average Market Capitalization	\$41.2 billion